




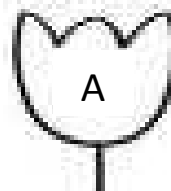

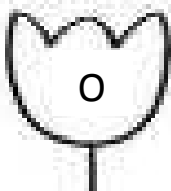

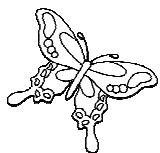
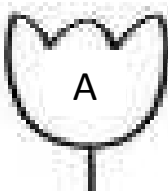


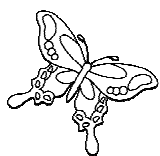
INVESTICE DO ROZVOJE VZDĚLÁVÁNÍ

O



1. Do elips pod obrázky udělej křížek tam, kde slyšíš hlásku o.

2. Pomůžesh motýlkovi přečíst písmena na tulipánech?



3. Obtáhni a procvičuj písmeno O.

O

Zdroj použité literatury a materiálu:

http://omalovanky.eu/omalov%C3%A1nky/ovce_1130

<http://zsmslipnik.webnode.cz/matrska-skola/program/zari/pracovni-listy-omalovanky/>

<http://serousci.blog.cz/0708/20>

<http://www.detskeomalovanky.cz/tag/kocka/>

<http://www.i-creative.cz/2008/02/22/dopravni-prostredky/>

<http://ivetak.blog.cz/0807/miminka-sablony-omalovanky>

<http://janoch.borec.cz/omal/omalovanky10.html>

<http://www.omalovanky.biz/kvetiny-omalovanky.html>